

OTDR AQ7260

Optical Time Domain Reflectometer



Speed, Ease-of-use Increased Efficiency of Optical Network Testing

The AQ7260 OTDR covers a wide range of applications for the installation and servicing of optical networks, with a variety of OTDR modules and optional units

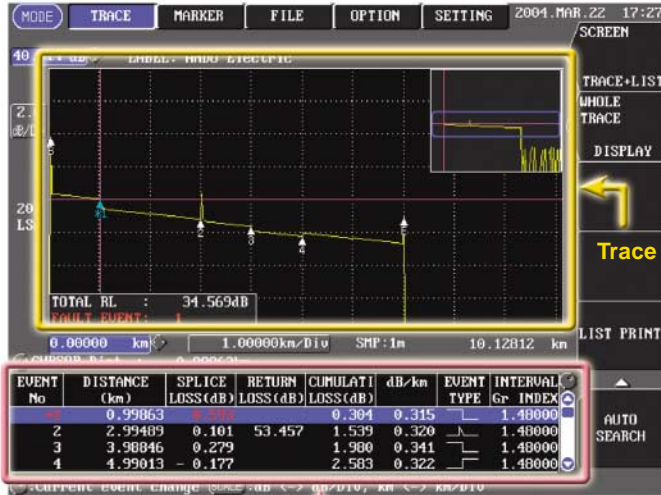
- **Sampling resolution : min. 5cm**
Sampling points : max. 60,000
- **Fast measurements**
- **8.4 inch TFT-LCD color display for easy viewing**
- **Large internal memory : 20MB**
- **USB ports for connectivity and data storage**
- **Telecordia GR 196 file format for data storage**
- **Compact and light weight : approx. 3kg**

DMOptics

TEL: +44 (0)1278 760059 FAX: +44 (0)1278 760479

Measurement examples

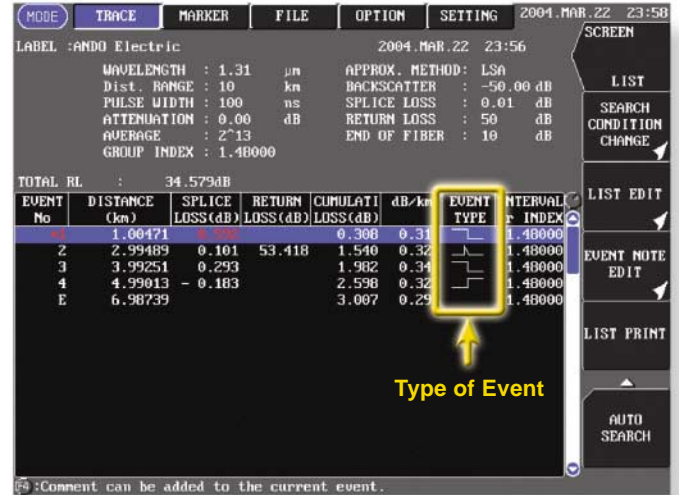
Simultaneous display of trace and event table



Event Table

After performing an Auto Event Search, the trace and event table are simultaneously displayed on the screen. Alternatively, you can choose to display just a trace or event table on the screen.

Event types shown in event table

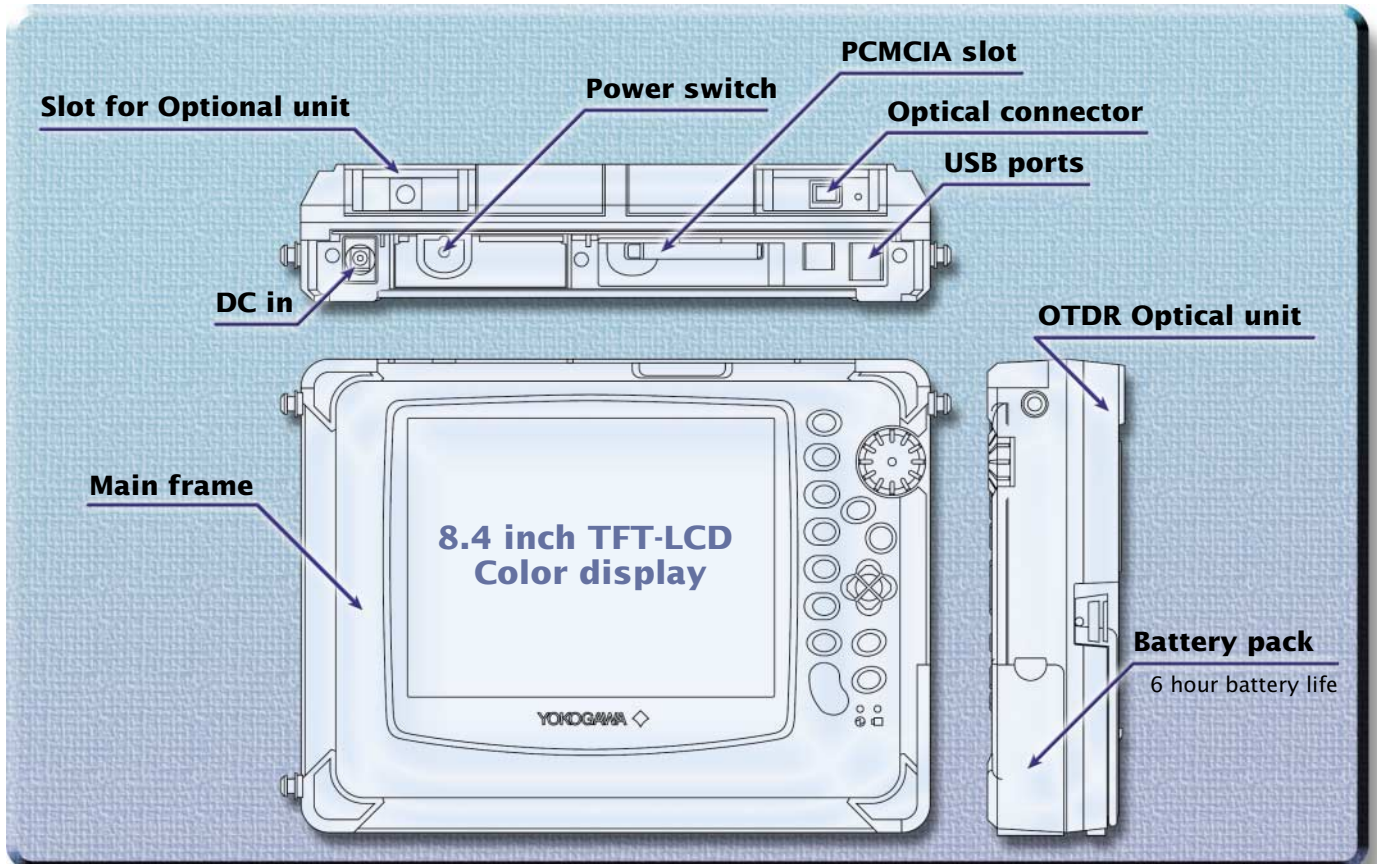


Type of Event

In the event table, symbols enable you to identify the types of events.

Symbol	Description
[Symbol]	Positive loss event
[Symbol]	Negative loss event
[Symbol]	Reflection at a mechanical connection

Appearance



Specifications

■ AQ7260 OTDR

Display		8.4 inch color TFT (640 x 480 dots)
Horizontal axis	Full-scale	25m, 50m, 100m, 250m, 500m, 1km, 2km, 2.5km, 5km, 10km, 20km, 40km, 80km, 160km, 240km, 320/640km (depend on the optical unit)
	Shift	0 to distance range
	Readout resolution	min. 1cm
	Sample data count	max. 60,000 points
	Group refractive index setting	1.00000 to 1.99999 in 0.00001 steps
	Distance measurement	Displays the relative one-way distance between any two given points, in eight digits
Vertical axis	Scale	0.2dB/div, 0.5dB/div, 1dB/div, 2dB/div, 5dB/div, 7.5dB/div
	Shift	0 to 68dB
	Read Resolution	Max 0.001dB
	Loss measurement	Displays one-way losses in steps of 0.001dB to a maximum of 5 digits Displays the relative one-way loss, loss per unit length, and splice loss between any two given points on the waveform
Return-loss measurement function		Return loss at mechanical connectors can be measured Total return loss of a fiber cable or between any two points can be measured
Memory	Internal Memory	20MB
	PCMCIA	Trace and measurement condition can be stored into optional memory media via PCMCIA interface
Interface	USB (Host Interface)	2 ports, conforms to USB Rev. 1.0, USB memory, keyboard, printer can be used via USB
	FDD	Optional FDD, attachable to the AQ7260 mainframe
Power requirement	AC Adapter	AC100 to 240V, max. 60VA (When using optional printer unit during charging battery)
	Battery	Li-Ion, Operating time : approx. 6 hours (measurement for 30 seconds in every 3 minutes, using AQ7261 without any optional units, in Power Save Mode) charging time : < 5 hours
Environmental conditions	Operating Temperature	-10 to +50°C (During charging : 5 to 35°C)
	Storage Temperature	-20 to +60°C
	Relative humidity	95% or less (no condensation)
Dimensions and mass	Approx. 299(W) x 225(H) x 62(D) mm with an optical unit, approx. 3kg	
Accessories	Battery Pack, Shoulder Strap, AC adapter and Instruction Manual	

■ Optical Unit

Model name		AQ7261 SMF Module	AQ7264 SMF Module
Measured wavelength (nm)		1310/1550 +/-25	1310/1550 +/- 20
Measured fiber		SM(ITU-T G.652)	
Distance range (km)		2, 5, 10, 20, 40, 80, 160, 240, 320/640 (depend on the optical unit) ⁵⁾	
Pulse width (sec)		10n, 20n, 50n, 100n, 200n, 500n, 1u, 4u, 10u, 20u, 50u ³⁾	
Distance sampling resolution		min. 5cm	
Distance sampling points		max. 60,000 points	
Distance measurement accuracy(m)	Offset error	+/- 1m	
	Scale error	Measured distance x 2 x 10 ⁻⁵	
	Sampling error	+/- 1 sampling resolution	
Dead zone (m)	Event ¹⁾	2 (typ.)	2 (typ.)
	Attenuation ²⁾	15/20 (typ.)	7/8 (typ.)
Dynamic range(dB)		34/32	40/38
SNR=1, for 3 minutes, at 20us pulse width		35/33 (typ.)	42/40 (typ.)
Loss measurement accuracy		+/-0.05 dB/dB	
Stabilized Light Source	Wavelength(nm)	—	1310/1550
	Max. output(dBm)	—	-3 +/- 2
	Stability (dB) ⁴⁾	—	+/- 0.1
Optical connector		Optional AQ9441(*) Universal Adapter	
Environmental condition	Operating Temperature	-10 to +50°C	
	Storage Temperature	-20 to +60°C	
	Humidity	95% or less (no condensation)	

- 1) Pulse width 10ns, return loss 40dB
- 2) Pulse width 10ns, Return loss 45dB +/- 0.5dB
- 3) Pulse width of 50us is available only for AQ7264
- 4) For 5 minutes, under stable environmental temperature
- 5) 320km max. using 1310nm unit, 640km max. using 1550nm unit

Option

■ FDD/Printer Unit

Model name		Printer/FDD Unit for AQ7260	Printer Unit for AQ7260	FDD Unit for AQ7260
Printer		576 dots/line, Thermal printer, Record paper: 80mm width		—
FDD		3.5inch FD, 2HD	—	3.5inch FD, 2HD
Environmental condition	Operating temperature	5 to 40 degree		
	Storage temperature	-20 to 60 degree		
	Humidity	85% or less (no condensation)		

■ AQ7931B OTDR Emulation Software

Measurement data can be transferred via memory media such as FDD or USB memory to a PC for subsequent waveform analysis. In addition, the AQ7931B's report function makes producing reports quick and easy. (Compatible with Windows95, 98, 2000 and XP)

* Windows95, 98, 2000, XP are registered trademarks of Microsoft Corporation

■ Soft carrying case

Packing item; AQ7260, AC Adapter, Printer/FDD Unit, Record paper, AC power cable, Battery pack, Instruction Manual

Ordering Information

Model name : AQ7260 OTDR

Part number : 813920300-□□□□-020M-STD

ESTD : English version

Model name : AQ7261 SMF Module

Part number : 813920304-STD01

Model name : AQ7264 SMF module

Part number : 813920303-STD01

Model name : Printer/FDD Unit for AQ7260

Part number : 813920302-□

N/Y : Standard version
Printer/FDD together
P/Y : Printer only
F/Y : FDD only

Soft carrying case for AQ7260

Part number : 813920305

Battery pack (Spare) for AQ7260

Part number : 813920306

Model name : AC Adapter for AQ7260

Part number : 813920301-□

A: Japanese standard (2P)
C: UL and CSA Standard (UL2P)
F: VDE Standard (CEE-C2)
G: SAA Standard (AS2P)
H: BS Standard (BS546 2P)
J: BS Standard (BS2P)

Model name : AQ9441(*) Universal Adapter**

Part number : 813917321-□□□

FCC : FC Connector
SCC : SC Connector
STC : ST connector
DIN : DIN Connector

Note: AQ9441(SC) means the SC type of connector

Model name : AQ7931B OTDR Emulation Software (English version)

Part number : 313915903

NOTICE

- Remarks : Export condition is subject to Japanese governmental approval. Specifications are subject to change without notice.

YOKOGAWA

YOKOGAWA CORPORATION OF AMERICA
2 Dart Road, Newnan, Georgia 30265, U.S.A.
Phone: (1)-770-253-7000, Fax: (1)-770-251-2088

YOKOGAWA EUROPE B.V.
Databankweg 20, 3821 AL Amersfoort, THE NETHERLANDS
Phone: (31)-33-4641806, Fax: (31)-33-4641807

YOKOGAWA ENGINEERING ASIA PTE. LTD.
5 Bedok South Road, Singapore 469270
Phone: (65)-62419933, Fax: (65)-62412606

YOKOGAWA MEASURING INSTRUMENTS KOREA CORP.
Phone: (82)-2-551-0660, Fax: (82)-2-551-0665

YOKOGAWA SHANGHAI TRADING CO., LTD.
Phone: (86)-21-6880-8107, Fax: (86)-21-6880-4987

YOKOGAWA ELECTRIC CORPORATION
Test & Measurement Business Division
155 Takamuro-cho, Kofu-shi, Yamanashi-ken, 400-8558 Japan
Phone: (81)-55-243-0313, Fax: 81-55-243-0396, E-mail: tm@csv.yokogawa.co.jp

Represented by :

DMOptics

TEL: +44 (0)1278 760059 FAX: +44 (0)1278 760479